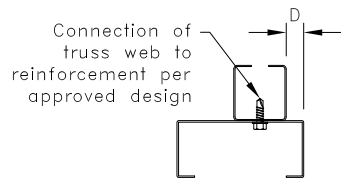
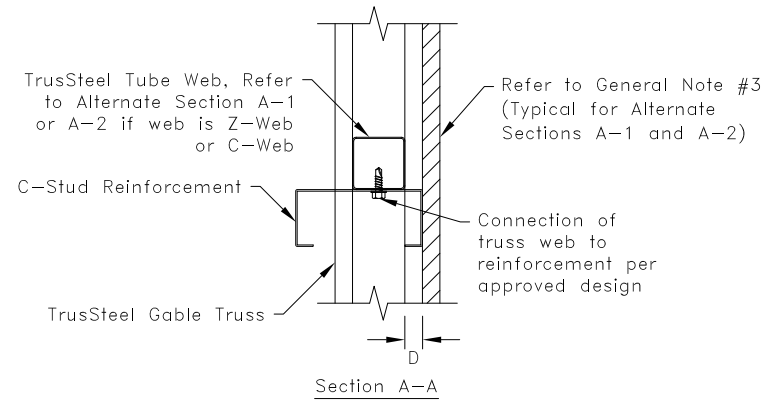
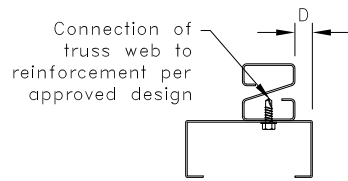


TrusSteel Gable Truss

D = 3/8" (10mm) for TSC2.75 Gable Truss  
 D = 1/2" (13mm) for TSC3.00 & TSC4.00 Gable Truss



Alternate Section A-1  
 Connection to C-Web



Alternate Section A-2  
 Connection to Z-Web

General Notes:

1. SDS = self-drilling tapping screw.
2. #10SDS edge distance, end distance & spacing is 9/16" (14mm).
3. Properly attached structural sheathing to the C-Stud Brace is required. Design by others.
4. This detail addresses the installation of C-Stud reinforcement to furr out and attach to structural sheathing that is flush with the face of the gable truss. No gable truss design is assumed.
5. For C-stud braces that are only required to furr out the face of the gable (i.e. not required to brace the web) 250S162-33 Grade 33 minimum shall be used and attached to the truss web with #10SDS at 6" (152mm) O.C.

**TrusSteel**<sup>®</sup>

www.TrusSteel.com

Florida: 1950 Marley Drive / Haines City, FL 33844 / (800) 755-6001  
 Missouri: 13389 Lakefront Drive / Earth City, MO 63045 / (800) 326-4102

**Guidelines For TrusSteel  
 Gable Truss  
 (General Reinforcement Installation)**

ITW Building Components Group, Inc. shall not be responsible for any performance failure in a connection due to a deviation from this detail. Any variation from this detail shall be approved in advance by ITW Building Components Group, Inc.

**Standard Detail:**  
 TS070

**Date:**  
 07/16/12

**TrusSteel Detail Category:**  
 Gable Framing